

Maybury News

Believe. Succeed. Achieve.



Home Learning Newsletter

What a talented school community we are! Last week we were overwhelmed by all the wonderful “passing the rainbow” photos and videos you sent us. We hope you enjoyed watching the finished video which Miss Slade put together for us. If you haven't already watched it, it can be found on: <https://www.youtube.com/watch?v=p5hweHokYBQ&app=desktop>. It was also lovely to see photos of some you of clapping for the key workers on a Thursday at 8pm. It happens every week, so why not clap from your window or front door next week? Don't forget to clap the staff at Maybury who are still working hard despite the school being closed.



Ramadan Mubarak

Since our last newsletter, the month of Ramadan has begun for our Muslim families . Ramadan is an important time in the Islamic calendar and includes: fasting, spiritual reflection, doing good deeds and spending time with loved ones. This year will be different with lockdown restrictions meaning that meeting up with loved ones and going to the mosque will not be possible. However, many mosques will be holding virtual services online and remember you can video call loved ones. Here are some ideas of things we could all do for Ramadan: help around the house; donate to a food bank; try not to get angry; compliment someone; and smile more often. Look at this Ramadan calendar that Mrs Hussain’s grandchildren have been given and this delicious food that Mrs Salim has prepared. Send us pictures of what you are doing at home to mark the beginning of Ramadan or perhaps, like Mrs Gregg, you have celebrated a birthday at home this week.



Home learning Newsletter


Helping at home

Look at these children below helping with the household chores. Sorting washing, hoovering, cooking and cleaning windows (to name just a few) are simple jobs that you can help with at home.



Creative learning

This week lots of you have been very creative at home! Look at this house made from an old cardboard box, a rainbow rocket made from an old drinking bottle and a model of Stonehenge made from biscuits. What can you make from things lying around your house? It is a great way to reuse objects that would have gone in the recycling bin too!



Team work makes the dream work

You'll be spending a lot more time with your siblings than usual which can be tricky at times. It is also a great opportunity to work as a team! Look at all these siblings working together and helping each other.



Update on our ducklings

Our ducklings have been enjoying themselves on the farm and have especially liked playing in the water. Look at how big they have grown and how happy they look!



Home learning Newsletter


Keeping fit

We have had lots of pictures of you enjoying the outside last week. Look at these children skipping, climbing and bouncing. Remember, even on rainy days or days when you can't leave your house, Mr Frazer has created some PE home learning videos for us to do at home so why not try one of those today (see link on your class webpage). Julia and her sister have also created their own indoor PE session—great initiative girls!



Take up a new hobby

Last week we thought about how lockdown provided us with more time to take up new hobbies. The children below have started gardening, cooking and creating Lego structures. Have you tried anything new this week?



Reading at home

It is so important to keep reading daily when you are at home to develop your reading skills and it is a great way to relax or escape into a magical world when you are feeling worried. Remember that you can log into bug club (email your class teacher or email homelearning@maybury.surrey.sch.uk if you are struggling to log in). You can also access books and phonics resources on the below websites:

<https://home.oxfordowl.co.uk/> (use this website to access free books)

<https://www.surreycc.gov.uk/libraries/news-and-events/library-news/coronavirus/libraries-from-home-for-children-and-young-people#fun> (Fun and educational activities for children and young people as well as free books)

www.literacytrust.org.uk (free reading resources, including books you can listen to).

https://www.youtube.com/channel/UCP_FbjYUP_UtldV2K_-niWw/featured?disable_polymer=1 (a great phonics channel you can watch).

https://www.andersenpress.co.uk/wp-content/uploads/2020/04/STAYING_HOME_medium-res.pdf (a lovely book all about Coronavirus and the importance of staying at home).

Nosycrow.com (use this website to assess a KS2 book at Coronavirus)



Special event—75th Anniversary of VE day



As you might be aware, Friday 8th May 2020 is a bank holiday to commemorate 75 years since the ending of the Second World War. For this special event we will all be in lockdown, however, that doesn't mean we can't celebrate and mark this day in our own unique way!

We would love to hear how you have celebrated and if you are happy to share photos on our newsletter please send them to us via:

homelearning@maybury.surrey.sch.uk .

Some suggestions of how you could celebrate at home:

- Make bunting to decorate your home and/or garden
- Bake and decorate a special cake or you could have a traditional cream tea
- Play some traditional games from the time, board games or just play outside in the garden if you can – children in the 1940s spent a lot of time outside
- Learn and sing some traditional songs from the era, for example, 'We'll Meet Again', 'The White Cliffs of Dover', 'Boogie Woogie Bugle Boy'
- Dress up as if you were living in the 1940s, you could dress up in red, white and blue or you could just put on your party/favourite clothes
- Have a picnic in your garden or an indoor picnic
- Create memories and take photos to look back on in the future

Please see below for ideas of games to learn and play:

- Board games, most board games were invented a long time ago, try playing Scrabble, Chess, Snakes and Ladders, Monopoly or invent one of your own
- A simple game children used to play was balancing an orange (or similar, like a ball!) on a spoon, while trying to knock your opponent's orange off
- Silly putty was popular; it was invented by accident in 1943! Perhaps you can Google slime/putty/playdough recipes and make your own.
- Toy cars and trucks were popular (Tonka Trucks)
- If you happen to have a Slinky toy, these were also a favourite in the 1940s

Ball games were also popular, for example throwing a ball against a wall, letting it bounce and catching it. Once one ball was mastered, another was added, plus tricks, like throwing it under your leg or turning round before catching the ball

*Miss Slade would also like to challenge Years 1-6 to a Times Table Rockstars competition next week - log on to the website to play. If you don't know your login, contact your class teacher or request a new password on the website. Good luck! *

Remember have fun, stay at home and stay well! Also, if you want to share your photos of the day (or any other home learning) we would love to see them sent to: homelearning@maybury.surrey.sch.uk .

