



engage enrich excel academies

**Consultation on admission arrangements  
for EEEA's schools for 2022**

**Engage Enrich Excel Academies**

Registered Office: Old Bisley Road, Frimley, Surrey, GU16 9RE • Company Registration Number 9279884 (England and Wales)

[www.eeea.co.uk](http://www.eeea.co.uk) . [info@eeea.co.uk](mailto:info@eeea.co.uk) . 01276 709 007

EEEA Consultation Document 2022 V2

## Consultation on admission arrangements for EEEA's schools for 2022

Engage Enrich Excel Academies (EEEA), as the admission authority for all schools within the Multi Academy Trust (MAT), are conducting a full consultation on admission arrangements, including proposed changes, for three of the schools within the MAT for September 2022. The Schools are:

- Byfleet Primary School, Woking, Surrey
- Maybury Primary School, Woking, Surrey
- Westfield Primary School, Woking, Surrey

Comments are invited on any aspect of the proposed Admissions Policy for the three schools. The proposed Admissions Policy for each school is attached as separate documents.

In particular, the proposed changes from the 2021/2 policies are as follows:

- Byfleet Primary School and Maybury Primary School – to remove the “exceptional arrangements” criterion.
- Byfleet Primary school, Maybury Primary School and Westfield Primary school to remove the “Nearest School” criterion.

The consultation will run from Monday 9<sup>th</sup> November 2020 to Tuesday 22<sup>nd</sup> December 2020. Anyone wishing to submit their views can email the Trust at [admissions@eeea.co.uk](mailto:admissions@eeea.co.uk) or in writing to David Harris, CEO, Queen's Ave, Aldershot, Wellesley GU11 4AA.

After the closing date, responses will be collated and presented to the Trust board meeting on 5th Feb 2021.

Once the board has considered all the responses the determined admission arrangements will be placed on EEEA's website at [www.eeea.co.uk](http://www.eeea.co.uk).

### **Summary of the changes in Oversubscription criteria for Byfleet, Maybury and Westfield Primary Schools**

<b>Byfleet 2021</b>	<b>Maybury 2021</b>	<b>Westfield 2021</b>	<b>Byfleet 2022 (Proposed)</b>	<b>Maybury 2022 (Proposed)</b>	<b>Westfield 2022 (Proposed)</b>
LAC/PLAC	LAC/PLAC	LAC/PLAC	LAC/PLAC	LAC/PLAC	LAC/PLAC
Exceptional Arrangements	Exceptional Arrangements	Staff children	Staff Children	Staff Children	Staff children
Staff children	Staff children	Sibling	Sibling	Sibling	Sibling
Sibling	Sibling	Nearest school	Any other	Any other	Any Other
Nearest school	Nearest school	Any other			
Any other	Any other				

Engage Enrich Excel Academies

Registered Office: Old Bisley Road, Frimley, Surrey, GU16 9RE • Company Registration Number 9279884 (England and Wales)

[www.eeea.co.uk](http://www.eeea.co.uk) . [info@eeea.co.uk](mailto:info@eeea.co.uk) . 01276 709 007

EEEA Consultation Document 2022 V2

### **Reasons for removing Exceptional Arrangements Criterion (Sometimes referred to as Social/Medical Criterion)**

The school admissions code 2014 states that schools “may” use this criterion as an over subscription criterion. There is no compulsion to have such a criterion and it is increasingly common for admission authorities to remove this criterion.

The criterion as it currently stands is broad, applying to both medical and social conditions as well as to conditions and circumstances applicable to either or both the child and/or members of the family. The subjective nature of the application of this criterion has led to inconsistency of decision making. It has also increased the administrative burden.

Any child who needs to attend a particular school will have an Education, Health and Care Plan (EHCP) in place which will name the particular school. In all other cases, any school is expected to make arrangements for its pupils.

There have been no applications granted under this criterion for those schools retaining this criterion for the 2021/2 policy namely Byfleet and Maybury.

### **Reasons for removing “Nearest School” criterion**

#### **General issues when considering the “Nearest School” criterion**

In October 2019, the Schools Adjudicator issued a determination on the admission arrangements for Stamford Green Primary School which identified some concerns with the use of ‘nearest school’ and the objectivity and clarity regarding this (ADA3589 - [www.gov.uk/government/publications/stamford-green-primary-school](http://www.gov.uk/government/publications/stamford-green-primary-school)). Although this determination applied to Stamford Green Primary School, its’ key message applies to any school which uses ‘nearest school’ as part of their admission arrangements.

As a result of this determination, the MAT has reviewed this aspect of the admission arrangements. Options considered were as follows:

- Remove nearest school priority and just use home to school distance
- Replace nearest school with a drawn catchment area
- Replace nearest school with a straight-line distance radius (making sure that this conforms to the Code)

Considerations as part of the review included:

- Is your school undersubscribed? – in which case the removal of ‘nearest school’ would be unlikely to make a difference to the intake
- Would all the children allocated under ‘nearest school’ be allocated a place on straight line distance if ‘nearest school’ was not used? - in which case the removal of ‘nearest school’ and use of priority according to straight line distance would be unlikely to make a difference
- Would children be displaced if ‘nearest school’ was removed? If so, where do those children live and would there be alternative schools for them?
- If use of ‘nearest school’ is considered to be worthwhile, can a catchment be drawn to easily replicate the current use of ‘nearest school’ so parents can understand whether or not they meet this criterion and so it can be easily measured?

In considering these points, the MAT looked at the pattern of admission in order to assess whether or not it changes from year to year. In considering the best way forward the MAT assessed the relevance of nearest school for the individual school; how much it influences the outcomes of admissions; and the demographics and geography of the area.

The analysis used by the MAT is the same analysis used by the Local Authority in determining the effect of removal of this criterion.

The Local Authority placed each Community and Voluntary Controlled (C&VC) schools into a number of categories. Any schools within these categories will have nearest school criterion removed subject to consultation. The relevant categories for the purposes of the EEEA schools are:

Category 1 - Schools which did not fill up on preferences in each of the past three years (2018, 2019 & 2020)

Category 2 - Schools which allocated to 'distance' criterion and furthest distance allocated was FURTHER than the last child allocated under 'nearest school' in each of the past three years (2018, 2019 & 2020)

Category 3 - Schools which allocated to 'nearest school' criterion and there were no children left unplaced under 'distance' criterion who lived closer than the furthest distance allocated under nearest school in each of the past three years (2018, 2019 & 2020)

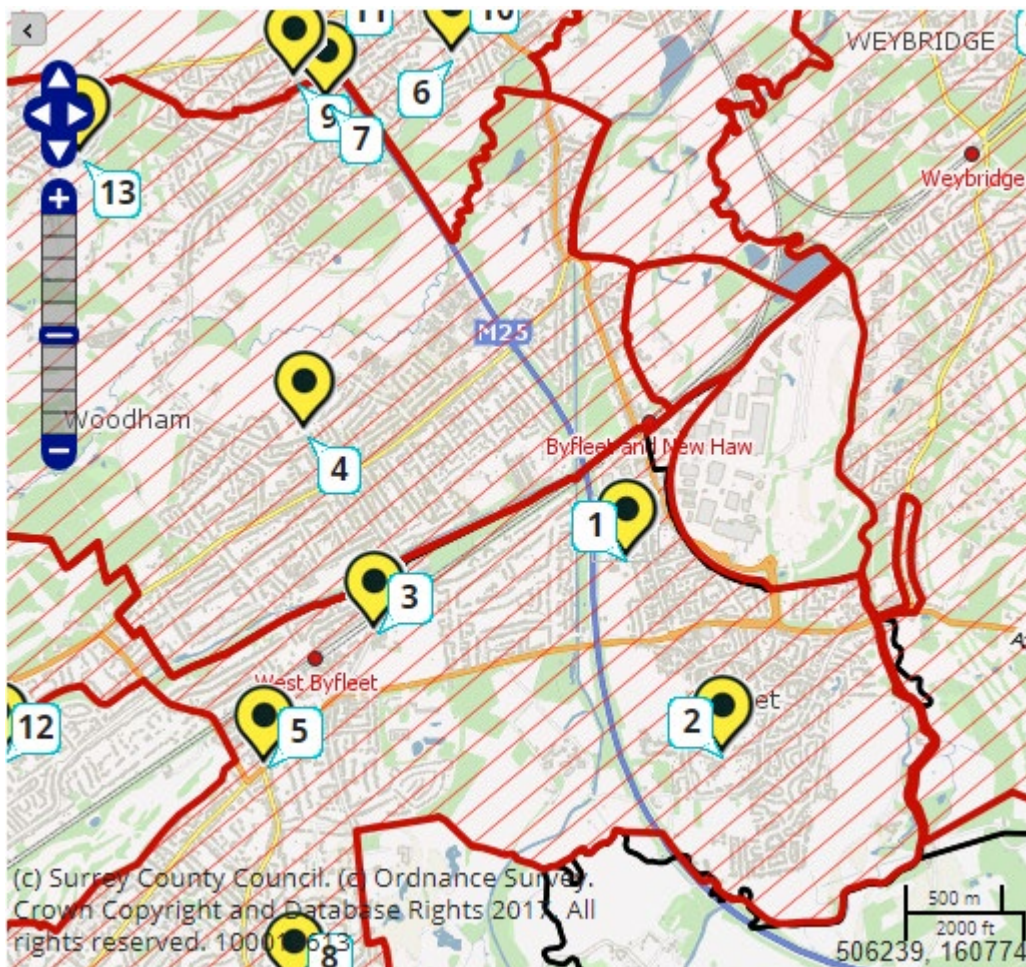
Category 4 - Schools which experienced a combination of the scenarios set out in categories 1, 2 and/or 3 in each of the past three years (2018, 2019 & 2020)

#### **“Nearest school” criterion Byfleet primary school analysis**

##### **Byfleet - Criterion and Distance allocated on National Offer Day.**

<b>Year</b>	<b>PAN</b>	<b>Nos</b>	<b>LAC</b>	<b>Exceptional circumstances</b>	<b>Siblings</b>	<b>Nearest school</b>	<b>Distance</b>
<b>2020</b>	30	31	2	0	14	10 - 1.456 km (Only 1 pupil above 0.974 km)	5 – 0.974km
<b>2019</b>	30	30	0	0	11	11 – 1.239 km	8 – 1.907km
<b>2018</b>	30	30	0	0	13	11 – 1.436	6 – 1.489km

## 5.2 Map to show position of Byfleet



- |                        |                       |
|------------------------|-----------------------|
| <b>1. Byfleet</b>      | <b>4. Grange</b>      |
| <b>2. St Mary's</b>    | <b>5. Marist</b>      |
| <b>3. West Byfleet</b> | <b>6. Sayes Court</b> |

5.3 The sibling number is an average of 12-13 over the last three years. This is expected to be the figure going forward. This sibling number is expected to continue at this rate.

5.4 In 2018 and 2019, Byfleet school allocated to 'nearest school' criterion and there were no children left unplaced under 'distance' criterion who lived closer than the furthest distance allocated under nearest school.

5.6 In 2020, Byfleet did offer in distance category to children who lived closer than children allocated places in the "nearest school".

5.7 The Local Authority would have placed this school in Category 4 and consulted on removal of this criterion as it would have no or minimal effect on allocations.

Engage Enrich Excel Academies

Registered Office: Old Bisley Road, Frimley, Surrey, GU16 9RE • Company Registration Number 9279884 (England and Wales)

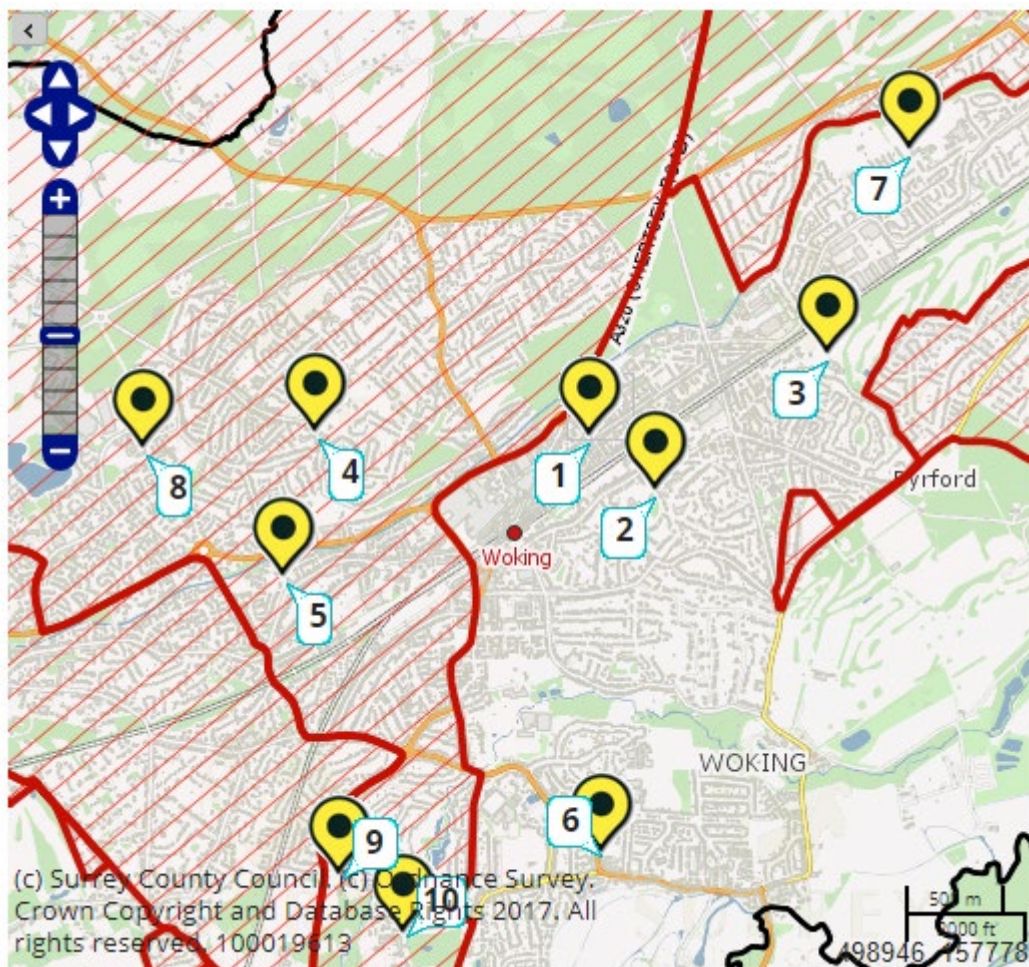
www.eeea.co.uk . info@eeea.co.uk . 01276 709 007

**“Nearest School” criterion by Maybury primary school analysis**

**Maybury - Criterion and Distance allocated on National Offer day**

Year	PAN	Nos	LAC	Exceptional circumstances	Siblings	Nearest school	Distance
2020	30	30	0	0	6	19 – 1.015 km	5 – 1.093 km
2019	30	30	0	0	21	9 – 0.270km	0
2018	30	30	0	0	14	16 – 0.567	0

**Map to show position of Maybury**



1. **Maybury**
2. **St Dunstan's**
3. **New Monument**
4. **Horsell Village**
5. **Goldsworth**
6. **Kingsfield**

Engage Enrich Excel Academies

Registered Office: Old Bisley Road, Frimley, Surrey, GU16 9RE • Company Registration Number 9279884 (England and Wales)

www.eeea.co.uk . info@eeea.co.uk . 01276 709 007

The figure for 2020 sibling is unusually low. The average over 3 years is 14 siblings. This expected to be figure going forwards meaning that the last place to be offered is likely to be within what has been the “nearest school category.

The nearest school to Maybury is New Monument which is 1.373 km away. (St Dunstan does not count as a nearest school since it is a Catholic school). The furthest place offered in the “nearest school” category is 0.567 km. This is less than half the distance between Maybury and New Monument school 0.687 km.

This means all the children allocated under ‘nearest school’ criterion would be allocated a place on straight line distance if ‘nearest school’ was not used? - in which case the removal of ‘nearest school’ and use of priority according to straight line distance would be unlikely to make a difference.

In 2018 and 2019, Maybury allocated to 'nearest school' criterion and there were no children left unplaced under 'distance' criterion who lived closer than the furthest distance allocated under nearest school.

In 2020, Maybury allocated to the ‘distance’ criterion and furthest distance allocated was FURTHER than the last child allocated under 'nearest school'.

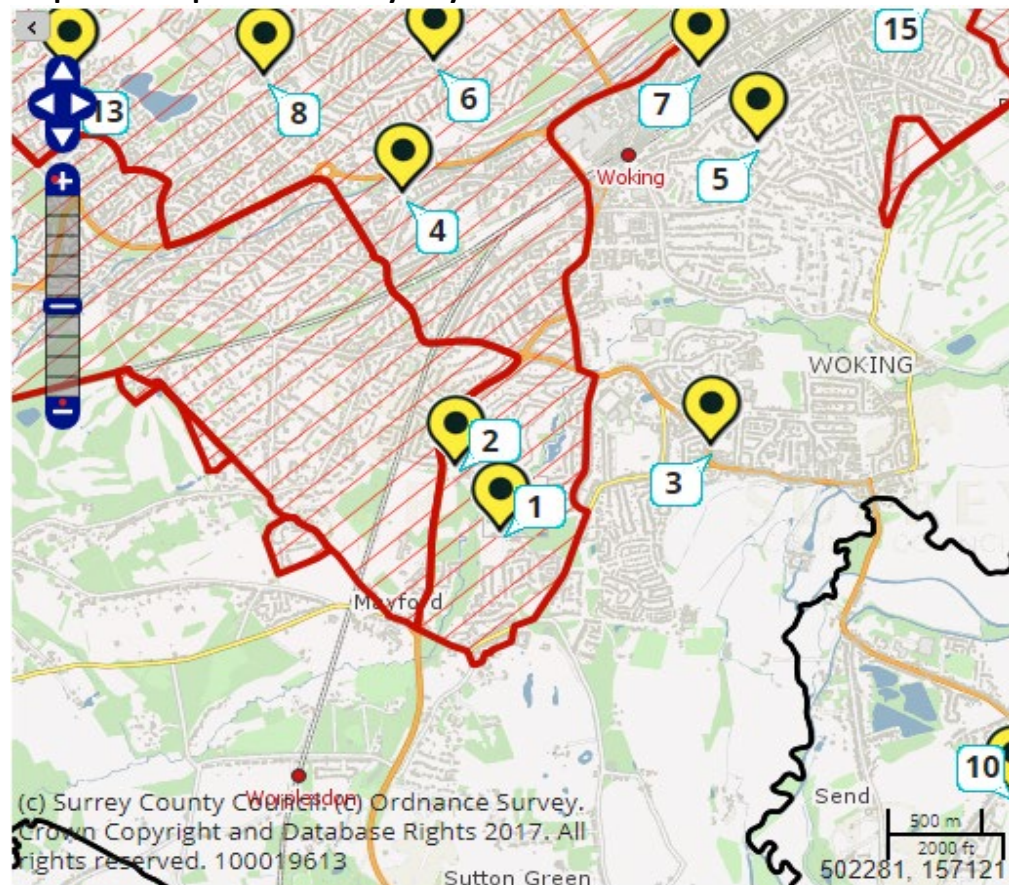
The Local Authority would have placed this school in Category 4 and consulted on removal of this criterion as it would have no or minimal effect on allocations.

**“Nearest school” criterion for Westfield primary school analysis**

**Westfield - Criterion and Distance allocated on national offer day.**

Year	PAN	Nos	LAC	Except Circum	Staff children	Sibling	Nearest School	Distance	Centrally allocated	ECHP
2020	60	60	2	0	0	28	7 – 0.967 km	16	7	0
2019	60	60	0	0	-	18	12 – 1.016 km	22	7	1
2018	60	60	0	0	-	28	13 – 1.328 km	16	3	0

**Map to show position of Maybury**



1. Westfield
2. Barnsbury
3. Kingfield
4. Goldsworth
5. St Dunstan’s

For the last three years, Westfield did not fill up on preferences.

The Local Authority would have placed this school in Category 1 and consulted on removal of this criterion as it would have no or minimal effect on allocations.

It will still be possible for the local authority to centrally allocate places up the PAN should the need arise.

Engage Enrich Excel Academies

Registered Office: Old Bisley Road, Frimley, Surrey, GU16 9RE • Company Registration Number 9279884 (England and Wales)

www.eeea.co.uk . info@eeea.co.uk . 01276 709 007